



DORO® QR3 Skull Clamp



DORO®
QR3

DORO[®] QRR3 Skull Clamp



Easy to read
laser etched scale
(N and lbs) on the
torque screw.




Navigation Ready
Stainless steel starbursts on
both sides of the Quick-Rail[®]
allow direct attachment of
movement-sensitive navigation
tracking device adaptors.



Quick-Rail[®]
An easy to locate, easy to handle
interface for a stable and secure
connection of DORO LUNA[®]
and DORO COBRA[®] Retractor
Systems.





Ultra-precise fabrication
No play of two pin rocker arm when locked.

Large DORO® Skull Pin portfolio
Disposable and reusable skull pins for adult and pediatric applications are available.

Ultra-precise fabrication
Minimum play between skull clamp and extension arm.

DORO® QR3 Skull Clamp
item no. 1001.001



Mix & Match
metal and radiolucent parts by means of a DORO® Interface Adaptor, item no. 3033-51.

www.pmisurgical.com

The DORO® QR3 Skull Clamp

provides 3-pin rigid cranial fixation and features the latest generation of Quick-Rail®.

Designed with straight and upright proportions, the QR3 offers more Quick-Rail® space than all its predecessors.

Furthermore, the improved Quick-Rail® design makes it easier to connect accessories, even through multiple layers of sterile drape.



Headquarters Germany

pro med instruments GmbH | Bötzingen Straße 38 | 79111 Freiburg, Germany
Phone +49 761 384 222 10 | E-mail pmi@pmisurgical.com

Version 02 © 2017 pro med instruments GmbH, Freiburg, Germany. All rights reserved.

The information has been compiled with utmost care. Errors can, however, not be excluded. Errors do not entitle to any legal claims.
We reserve the right to modify the products at any time.

US Subsidiary

pro med instruments, Inc. | 4529 S.E. 16th Place, Suite 101 | Cape Coral, FL 33904
Toll Free 877 225 4086 | E-mail pmi.us@pmisurgical.com